


PSR DISPATCH

PACIFIC SOUTHWEST REGION

National Model Railroad Association®

VOLUME 21, ISSUE 2 — 2ND QUARTER, 2003

© 2003 Pacific Southwest Region, NMRA®



From the Hot Seat!

Ed Hall, MMR, PSR President

trained@lvcm.com

I sure am happy to see Spring come around, again. It's time to get out and take some pictures of future modeling projects before it gets too hot. Time to redo that washout in the garden layout that happened during the winter rains. It's also time for Division Director elections; there may only be one name for your Division on the ballot but it would be nice to show that you support the candidate from your Division by exercising your right to vote.

You may have heard some talk going around about a single fee for NMRA® national and regional dues. I have talked to Trustee Bob Sherlock about this and it appears that all the details have not been worked out yet on this; we should hear more after the Board of Trustees meeting at the national convention. My hopes are that the PSR would benefit by adding the NMRA® members located in the Region area that are not PSR members. Watch for more on this in the future.

The PSR Mid-Year Board of Directors meeting was canceled; we tried rescheduling due to the change in convention hotels but couldn't get everyone there on the same date. Every time we picked a date there were at least two Directors that were unable to attend. We also had issues such as the war in Iraq, elevated fuel prices making travel more expensive and, in general, a lack of PSR business to accomplish; all that contributed to the cancellation decision. We conducted the small amount of business we needed to do via email (approving the slate of Division Director candidates), so technically we fulfilled our need to have the Mid-Year meeting, per the PSR By-Laws.

Inserted in this issue is the Registration Form for the

the *Arizona Express 2003* convention. Did you sign up, yet? It's being held in Phoenix, Arizona, from September 11 to the 14th. I sure hope you're planning to go; it's the time that we all get together for model railroad fun. You'll see all the friends you missed during the past year and get a chance to meet new ones. I think the conventions are the best part of belonging to the PSR. I have met the best people at these annual events.

While I'm talking about the upcoming convention, may I ask you favor? Tell someone you know about the convention (Division meets also included) and ask if they would like to attend. If they say they would, guide them around and make sure they have every opportunity to experience it to the fullest. After all, didn't someone help you at your first convention? We're all trying to boost the membership and in doing so there are two benefits that come to mind. First, we're introducing people to the NMRA® and the PSR; showing them what our organization is all about. Second, we are perpetuating our organization; keeping it strong and revitalized.

While you're at the *Arizona Express 2003* convention, look for our new Convention Car Display. Bob Faley, our PSR Historian, will have the complete Display on exhibit. After a long, determined effort by Bob and many other people, which included members and non-members of the PSR, all of the cars have been acquired. Thank you to all that helped with your donations!

Also, now is a good time to start your contest models for the upcoming convention. After all, that's why we call ourselves "model railroaders." I may slip something in the contest this year while Duane Buck isn't looking.

That's all for now, see you at the next stop. 🚂

MANAGEMENT & STAFF

PRESIDENT

ED HALL, MMR

213 Nightfall Terrace, Henderson, NV 89015-2753
(702) 564-6176, trained@lvcm.com

VICE PRESIDENT

CHUCK HART

13207 Carriage Rd., Poway, CA 92064-5508
(858) 748-6816, Fax: (858) 826-9800, charles.v.hart@saic.com

SECRETARY

ROY W. EBERBACH

841 E. Linda Vista Blvd., Tucson, AZ 85737-7934
(520) 531-1087, eberbachrw@aol.com

TREASURER & NOMINATIONS

TOM DRAPER, HLM

10837 N. 34th Place, Phoenix, AZ 85028-3310
(602) 953-1681, TCDRAIDER@aol.com

MEMBER SERVICES

DEBBIE DRAPER

10837 N. 34th Place, Phoenix, AZ 85028-3310
(602) 953-1681, Fax: (602) 953-0751, zdraper@aol.com

MEMBER AID

LINDSAY SMITH

1446 Paseo Garcia, San Dimas, CA 91773-3915
(909) 599-0182, wlindsays@adelphia.net

CONTEST

DUANE E. BUCK

10 Broken Lance Way, Sedona, AZ 86351-8929
(928) 284-2015, buckgnry@earthlink.net

EDUCATION

JAN WESCOTT

180 W. Middleton Drive, Henderson, NV 89015-7918
(702) 566-0856, wescvegas@lvcm.com

To send email to anyone on this page, go to the PSR Web Site at
www.getnet.net/~dickg/nmra/psr/psr.html
and click on their email address in the appropriate section.

TRUSTEE

ROBERT SHERLOCK

740 East Acoma Drive, Phoenix, AZ 85022-4356
(602) 375-2177, RLS4000@aol.com

ACHIEVEMENT PROGRAM MANAGER

DON STEWART

2722 E. Bighorn Avenue, Phoenix, AZ 85048-8984
(480) 759-5019, Snpw@aol.com

PSR DISPATCH EDITOR & BALLOTS

DORR ALTIZER

15257 W. Tad Lane, Surprise, AZ 85374-3479
(623) 975-9582, Fax: (623) 975-1543, dorr@trainet.org

WEBMASTER

DICK GREATORIX

12025 North 28th Street, Phoenix, AZ 85028-1113
(602) 971-6263, dickg@getnet.net

PUBLICATION ADVERTISING

CHUCK HART

13207 Carriage Rd., Poway, CA 92064-5508
(858) 748-6816, Fax: (858) 826-9800, charles.v.hart@saic.com

HISTORIAN

BOB FALEY

27850 Espinoza, Mission Viejo, CA 92692-2156
(949) 770-2521, bklynomad@cox.net

BY-LAWS & OPERATIONS MANUAL

HAROLD GRAEBNER

2824 Golden Meadow Drive, Rancho Palos Verdes, CA 90274-2926
(310) 541-1371, 74034.3331@compuserve.com

CONVENTION PROMOTION

ROBERT CHAPARRO

22372 Canaveras, Mission Viejo, CA 92691-1608
(949) 770-5158, psrpom239@cox.net

LAYOUT COORDINATION

ROBERT CHAPARRO

22372 Canaveras, Mission Viejo, CA 92691-1608
(949) 770-5158, psrpom239@cox.net

DIVISION DIRECTORS



ARIZONA

JOHN F. DETERMAN

3735 W. Wethersfield Road
Phoenix, AZ 85029-2030
(602) 938-7829
determan@quixnet.net



LOS ANGELES

MARY BARSTOW, MMR

6930 Clovercliff Drive
Rancho Palos Verdes, CA 90275-3002
(310) 377-9762, Fax: (310) 377-5565
pvpacific@earthlink.net



CAJON

JAN WESCOTT

180 W. Middleton Drive
Henderson, NV 89015-7918
(702) 566-0856
wescvegas@lvcm.com



SAN DIEGO

RODGER GREDVIG, MMR

6548 Alcala Knolls Drive
San Diego, CA 92111-6947
(858) 571-7118
pgredvig@nethere.net

Join the Staff of the Pacific Southwest Region

The Railettes Chair has been vacant for several years. If you're interested in volunteering for this interesting and fun job, please

contact PSR President Ed Hall, MMR at trained@lvcm.com or (702) 564-6176 or 213 Nightfall Terrace, Henderson, NV 89015-2753.



PSR DISPATCH

Published quarterly by the Pacific Southwest Region of the National Model Railroad Association®.

Material for publication must be received by the deadlines shown in the Publication Schedule, below.

Opinions expressed herein are those of the authors or the editor and are not necessarily those of the PSR. Permission to quote is granted by giving credit to the PSR, the **PSA DISPATCH** and the individual authors.

Articles may be emailed to dorr@trainnet.org, faxed to (623) 975-1543 or surface mailed to 15257 W. Tad Lane, Surprise, AZ 85374-3479. Photographs (prints only) should be surface mailed. Digital images may be emailed or surface mailed. Mailed items may be on a 3.5 inch PC disk, standard CD, handwritten, typed or printed on any type of printer. All photographs, disks and CD's will be returned after publication.

Questions or Comments?
Call (623) 975-9582 or send email to dorr@trainnet.org

Printed by
Kwik Kopy Printing, 5135 West Thunderbird Road, Glendale, AZ 85306

Publication Schedule

Issue	Deadline
21/3	18 July 2003
21/4	24 October 2003
22/1	23 January 2004
22/2	23 April 2004
22/3	23 July 2004
22/4	22 October 2004
23/1	21 January 2005
23/2	22 April 2005
23/3	22 July 2005

Pacific Southwest Region ONLINE

Dick Greateorex, Webmaster
dickg@getnet.net

HOMEPAGE

www.getnet.net/~dickg/nmra/psr/psr.html

ARIZONA DIVISION

www.getnet.net/~dickg/nmra/azdiv/azdiv.html

CAJON DIVISION

www.getnet.net/~dickg/nmra/cajon/cajon.html

LOS ANGELES DIVISION

www.getnet.net/~dickg/nmra/ladiv/ladiv.html

SAN DIEGO DIVISION

www.getnet.net/~dickg/nmra/sdiego/sdiego.html

ARIZONA EXPRESS 2003

www.getnet.net/~dickg/nmra/psr/2003conv.html

This issue of the **PSA DISPATCH** and the latest editions of the newsletters from all four of the PSR Divisions are available in PDF format from **TrainNet.org** at www.trainnet.org.

The **free** Acrobat Reader, required to open and read PDF format files is available for all computer platforms from Adobe - click on the "Get Acrobat" graphic on the home page at **TrainNet.org**.


DIVISION NEWSLETTER EDITORS



Spur Line

Editor — Vacant

Contact Kenny Rhoads, Arizona Division Superintendent, at kennyrhoads@hotmail.com



CAJON DIVISION, PACIFIC SOUTHWEST REGION NMRA

The Order Board

Editor — William R. "Bill" Jacobs

4813 Plata Del Sol Drive, Las Vegas, NV 89121-6833
(702) 456-4476, billj455@yahoo.com



MAIL HOOK

SAN DIEGO DIVISION, PSR-NMRA

Editor — Ben Sevier

12793 War Horse St., San Diego, CA 92129-2219
(858) 538-9863, bwsevier@sbcglobal.net



L.A. COUPLER

Editor — Ron Ustach

629 Arena Street, El Segundo, CA 90245-3019
Fax: (310) 264-2044, ustach@mac.com

ADVERTISING RATES

The **PSA DISPATCH** is published in the 2nd month of each quarter as a "Volume" of 4 issues. Receive a 10% discount for advertising in a complete Volume or for any 4 consecutive issues.

To purchase advertising, or for more information, contact:

Chuck Hart, 13207 Carriage Rd., Poway, CA 92064-5508
(858) 748-6816, Fax: (858) 826-9800, charles.v.hart@saic.com

Size	Single	Annual
Bus. Card	\$ 50	\$ 180
1/6 Page	\$ 85	\$ 300
1/4 Page	\$125	\$ 450
1/3 Page	\$165	\$ 600
1/2 Page	\$250	\$ 900
Full Page	\$455	\$1,650

IN THIS ISSUE

VOLUME 21, ISSUE 2 — 2ND QUARTER, 2003

- | | |
|--|---|
| 1 - From the Hot Seat! | 17 - Arizona Express - General Information |
| 4 - Division Director Activity Reports | 18 - Arizona Express - Currently Planned Clinics |
| 6 - Candidates for Division Directors | 19 - Arizona Express - Convention Hotel |
| 8 - Chief Gandy Dancer | 20 - Arizona Express - Weekenders Fashion Show |
| 10 - Contest Corner | 21 - Arizona Express - Chinese Auction |
| 12 - History Department | 22 - Arizona Express - Ralette Activities and Raffles |
| 13 - Achievement Program | 23 - Arizona Express - Layout Tours |
| 16 - Education Department | 26 - Flag Stops |
| 16 - View from the Birdwater & Raspberry | 28 - Membership Application |



Division Director

ARIZONA

JOHN F. DETERMAN

determan@quixnet.net



The Arizona Division had it's Spring Meet in Tucson on April 5. A banquet was held that evening and the next day were some really fantastic layouts on tour. The Division did finally railroad a slate of officers for the next term and will not be "shutdown." Thank you to those individuals who agreed to be "railroaded."

The PSR still has a lot of discussion to get to the bottom of the "MUST be a NMRA® member to attend a Regional Convention" question. While we had figured the matter was settled last year, it has raised it's head, again, and shows that the whole issue has not reached a satisfactory conclusion.

A number of specific questions were raised and these are a combined list. Since we would gain so much good will for the NMRA®/PSR by having non-members attend a convention, we should be using this tool to bring in new members and reverse our downward membership trends. In that interest, a number of specific questions are still there:

Should we allow a "non-member" to attend a convention with a nominal surcharge?

Should we price our Regional Conventions at a non-member price in all the advertisements and have a reduced price for the members? This way we do have benefits for being a member.

That raises the question, "how much of a price?" \$5.00, \$10.00 or more for the actual cost?

If the NMRA® insurance is really written in such a way as to preclude these ideas, how do we get it rewritten to allow this to happen? Is it really as restrictive as we think it is? Along with that is the question of non-members on the layout tours, in the contest room, etc.? Do we require a non-member to register with a member, or perhaps assign a sponsor at the convention?

As a side issue, one person attending the Tucson meet worked for the IRS for a number of years. He questioned if our restrictions on non members attending the

conventions would/could be called a violation of the 501c3 tax exemption? Hope not!!!!

On another matter entirely, the idea of further dividing the Arizona Division into smaller sections was raised as a way to recruit more members and to have more activities. It could result in smaller facilities being used and more activities each year. However the details with the resulting shortage of people power are still up in the air. Along with that is the problem of facilities for meets, the costs of using them, and the falling attendance that is/was used to pay for the costs.

While the PSR is trying a "new" idea with the Mid-Year Board of Directors meeting, and the planned convention this September in Phoenix, it looks to be a very interesting summer for the entire Region.

Hope to see you in Phoenix this September and hope you all have a great "railroad rich" summer. 🚂🚂

CAJON

JAN WESCOTT

wescvegas@lvcn.com



It is well in the Cajon Division! We are thriving and our newsreel is brimming with congratulations, enthusiasm and success stories. Congratulations to David Villeneuve, our new Cajon Division Superintendent, for a victorious election! Congratulations to the 50+ Division members that took time to mail in their ballots. Not only did this effort make it one of the most participated elections in our little history but also gives clear indication that our members do care!

And while on the subject of elections, please don't forget to take time to cast your ballot for your Division Director. Your ballot endorses your support of the candidate and is not really a measure of whether he/she will win the election. As a volunteer candidate, having the members endorse and support you is important. At least it is to me.

If it is true that enthusiasm breeds enthusiasm then this Division is in the enthusiasm breeding business. It truly is heartwarming to see so many members, not on

Activity Reports



the Board team, step forward to volunteer and coordinate events. The Cajon Division publicly thanks members Bob Chaparro for coordinating the Orange County Layout Tour, Roger Clarkson for the Riverside Meet, Dennis Ivison for the Colton GATX Railcar Tour on May 28th and Wally Clark for a Division Meet in Hemet on October 4th. Add these four special events to the five events planned by the Board Team and the monthly calendar becomes filled with opportunities for fun and sharing.

Breeding enthusiasm is a great business and all members are in ownership and can do the same. Do you want to have fun in your own neighborhood? Step forward and coordinate one event! It's exciting for everyone! Something new, somewhere different plus you'll reap the many benefits of discovery! You'll get excited, your local buddies will get excited and you'll find model railroaders and layouts right in your neck of the woods that you never knew existed. Think about it!

In answer to your many queries, YES, we will be in Barstow for our second annual Model Railroad Month Celebration. Circle your calendars for November 8th at the Barstow Ramada Inn! More details coming soon.

The Cajon Division is indeed thriving. With each event, excitement and enthusiasm grows, the attendance multiplies, and the Division receives countless raves and thanks from its members. It's a great hobby, share it! Now, that's fun! 🚂

"social," complete with door prizes, will conclude the day. The Southern California Garden Railway Society and the Los Angeles Division are working together for this event. It should be a great afternoon.

The Arcadia Arboretum will be the setting for this year's Model Train Show. It will be held on November 1st and 2nd and will be Los Angeles Division's kick-off for Model Train Month. This is always a popular event and gives us an opportunity to visit with friends and promote the hobby.

"Rails to the Verdugos" is the theme for the 2004 Los Angeles Division hosted PSR Convention. It will be held at the Glendale Hilton on September 15 – 19th. We are excited about the location and plan to have everything that you would expect at a regional convention, including a Train Show that will be held on Saturday and Sunday of that weekend.

We do need volunteers. Please call Dave Cox, Chairman, or myself, if you are interested in being on the convention committee or just helping in any way. You will be totally appreciated. 🚂



SAN DIEGO

RODGER GREDVIG, MMR
pgredvig@nethere.net



LOS ANGELES

MARY BARSTOW, MMR
pvpacific@earthlink.net

The South Bay Adventure Layout Tour is set for Sunday afternoon on May 4th. The starting point will be Wilson Park in Torrance where the Southern California Live Steamers will provide an opportunity to ride around the park and see all the progress that this enthusiastic group has made. Maps will be picked up and everyone will head out to visit seven layouts of varying scales, all on the western side of Palos Verdes and within a short distance of each other. A late afternoon

The San Diego Division has been implementing our new schedule of accelerated events, including monthly mini-meets in addition to our Quarterly meets. We recently enjoyed a Winter Meet in Linda Vista with a clinic on DCC. Next, over 20 people showed up for the mini-meet at Jim Hanna's 3 level layout, which is remarkably smooth and complete (80% scenery) considering he tore down and rebuilt a completely new layout in under 3 years. On April 12th we visited the superb HOn3 Rio Grande Southern layout of Steve Harris which depicts the historic route with picture perfect reproductions of each scene.

Local 100% NMRA® clubs have also been active. The ShortNTrak club has set up displays at GATS, and is getting ready for the Del Mar Fair. The Poway Station



Candidates for



ARIZONA

DON STEWART

Snpcw@aol.com



I've been involved in Model Railroading for many years. I'm currently serving as the Arizona Division and PSR Achievement Program Chair. Since arriving in Arizona in 1977, I've been active in Division and Pacific Southwest Region activities. I've served as the Division Superintendent and Director in the past and I look forward to this term as Director. I model the D&RGW standard and narrow gauge in HO and Sn3. I've entered contests and have won a few awards.

Expanding the activities available to members will be one of my priorities. I would like to see the diversity of railroading celebrated in Division activities. I organized the train rides on the Verde Valley Railroad and plan to help the Division members on other railroading enjoyments. My motto is "You get what you give" and I plan to enjoy the next two years as Arizona Division Director. 🚂🚂🚂



CAJON

JAN WESCOTT

wescvegas@lvcm.com



During the first term of my tenure as Cajon Division Director I vowed I would redefine the meaning of the word "fun" in the Division and give some meaning to reasons why we pay dues to belong. It was my goal to provide the opportunity for as many members to meet other members and share. Short term and long term goals were identified and, together with a superb Board Team, great strides have been made in a relatively short time.

Today, many more Division members are involved, doing things together, meeting and sharing with each other, train talking and having fun. It has indeed been very rewarding, especially getting to know so many new faces, sharing a laughter or three and watching those attendance figures climb.

I certainly would be remiss if I did not admit the

Continued at *Cajon Candidate* on page 9

PSR DISPATCH — 2nd Quarter, 2003

Division Directors



Los Angeles

MARY BARSTOW, MMR

pvpacific@earthlink.net



My two year term of office has really gone by quickly. During that time, I have worked hard for the Los Angeles Division to facilitate activities that the membership would enjoy. These have primarily included train shows and the ever-popular layout tours in various parts of Southern California. It has all been very rewarding.

I am willing to run for a second term as Director for Los Angeles Division. My qualifications include having served six years as the LA Coupler Editor and two terms as Division Superintendent. I have been publicity chairman for our national convention and have participated in the Achievement Program earning the title of Master Model Railroader.

I firmly believe in the National Model Railroad Association® and will continue to defend it as the need

Continued at Los Angeles Candidate on page 9



San Diego

RODGER GREDVIG, MMR

pgredvig@nethere.net




Although the real activity of the Pacific Southwest Region happens among the Divisions, the need for a cohesive Board of Directors and a coordinated plan of action is necessary for any organization. I am running for a second term as Director of the San Diego Division to help provide that coordination and a sense of continuity.

It is my intention to continue to encourage understanding and communication among the members, to increase the flow of information, and to focus on the purpose of this organization; as it says in the By-Laws, "to further the enjoyment of the hobby of model railroading and promote the aims and objectives of the NMRA® within the Region boundaries." 🚂

Chief Gandy Dancer

Bob Sherlock, PSR Trustee

RLS4000@aol.com



The NMRA® Mid-Year Board of Trustees meeting was held February 14th through 16th 2003 in Seattle, WA.

1. One of the most important issues discussed was finances. The current year budget is balanced and the officers are working hard at maintaining fiscal controls. The executive board is to be commended along with the office staff for their efforts.

2. Education Chairman Rich Coleman has stepped down due to illness. A replacement has not been named as yet.

3. Changes in the NMRA® Publications, soon. The *NMRA® Bulletin* is to be converted into a news letter with a new magazine to appear. Name to be announced. This will be a revamping more than anything else. There may be a combined issue, later this year. This may be done so as to catch up on cover dates. Not to worry, as there will not be an issue skipped. A year's membership will still yield 12 issues and membership due dates will be adjusted if and as needed. A Publications oversight committee was formed to review options and procedures so as to try to assist in controlling some costs. Rumor has it that the last issue of the Bulletin will be the May or June issue, then the change.

4. Convention Schedule: the BOT awarded the 2008 Convention to the PSR, Los Angeles Division. It will be held in Anaheim, CA. Bill Mergard, PSR President from 1994 to 1998, is the Convention Chair. The rotation schedule has been changed due to the 75th Anniversary in 2010. It will be held in Milwaukee.

5. First and foremost, the main topic of discussion was in reviewing and revising the NMRA® Long Range Plan (LRP). The LRP, in its revised form, will be

available for review on a few weeks. It will be submitted and posted on the NMRA® Web Site (www.nmra.org). Be patient, as there are two large documents involved.

6. There hasn't been any final decision made, as yet, regarding dues. But I might add that the BOT is committed to maintaining the dues at the current level. It is possible that there may be some shifting between national and the region dues, but hopefully the net amount will not change. Keep in mind that there is a wide range of dues charged between regions. Under the LRP, all NMRA® Members will become regional members. There will no longer be a separate classification of region member.

NOTE: The Long Range Plan will be submitted to the membership this fall or winter for approval. There will be a ballot that will ask for approval of a new set of By-Laws as well as asking for approval to eliminate the existing NMRA® Constitution. This is due to the way these legal documents are organized and corporate code requirements.

7. Ava Coleman has resigned as Rocky Mountain Region Trustee. Mr. Kurt Kromke, MMR has been appointed to fill the remaining term. Welcome, Kurt.

8. Gordon Belt is no longer the Library Director; he left to pursue other interests. Brent Lambert is now the new Library Director. Congratulations, Brent.

9. There is a new addition to the Office Managers household. Congratulations to Jenny and Jody Hendricks on the birth of a baby girl, Savannah Lee. Both mother and baby are doing fine.

10. As always if you have any suggestions and or questions, please call or advise. 🚂

Happy Railroading, Bob

Support the Pacific Southwest Region
Advertise in the *PSR Dispatch*

See page 3 for our very reasonable rates.

Director Candidates

Cajon Candidate - continued from page 6

challenge has been overwhelming. These were some mighty hefty, but necessary, goals to make any headway towards achieving results; plus the Division's geography did not make matters any easier. In truth, I really did not feel I had the stamina to vie for another term.

Ah! A savior to the rescue! Dave Villeneuve, who lives on the California side of the Division, stepped forward and said "I'll help and will run for Division Superintendent". This changed the whole picture for me. The Cajon Division has not had a Superintendent in well over 3 years. It also unfolds a new challenge. Now, let's see what strides we can make together!

Tis the scenario my dear members. I said, "yes, I'll run again" and now you have to let your voice be heard by casting your vote. If memory serves me right, only 35 out of all the Cajon Members voted that I should be Director at all.

Do you believe in what I'm doing? Do you like the direction of our Division under my leadership? If so, please cast your vote! I ask your support! 🚂

Los Angeles Candidate - continued from page 7

arises. I feel a responsibility to support and promote an organization that has historically been so valuable to the hobby of model railroading. If reelected, I will continue to work diligently for the NMRA®. I will continue to help build our membership and encourage activities for the members. Finally, I recognize an urgent need to encourage our members to work actively within our Division. I will strive to accomplish these goals. 🚂

Division Reports

San Diego Director - continued from page 5

Modular RR Club (also 100% NMRA®) is again invited to The North County Mall on April 26-27 (last year 10,000 came through). The PSM Club will also host our Spring Meet at the Poway Community Center Auditorium on May 10, which will include a swap meet (free to sellers and buyers!), a clinic and potluck. The San Diego Model RR Museum (although not quite 100% NMRA®) hosted the Symposium on Model RR Manufacturers on March 8, and the Association of Railroad Museums Western Region Conference on April 11-13.

The North County (under the auspices of the ShortNtrak club) is also in the beginning stages of establishing an all scale Model RR Museum on the grounds of the Antique Gas and Steam Engine Museum in Vista (donations always welcomed).

A Spring class for Boy Scouts interested in earning their Railroading Merit Badge begins April 27. The Scouts build an Ntrak module as part of the requirements.

We continue to expand our promotion of the hobby through Web Radio's Let's Talk Trains (www.letstalktrains.us) with programs every Saturday morning in February, March, and April on hard shell scenery, landforms, trees & foliage, ballasting, castings, operations, electronics, Japanese model trains and more.

These are just some of the events within the San Diego Division, not counting about a dozen other model RR clubs, organizations, and museums loosely connected with the NMRA®. 🚂

Arizona Express 2003



Presented by Arizona Division, PSR - NMRA®
PSR 2003 Model Railroad Convention
September 11 - 14, 2003 — Phoenix, Arizona

Embassy Suites Hotel Phoenix-North

2577 W. Greenway Road, Phoenix, AZ 85023-4222

Reservations: 800-527-7715, Local: 602-375-1777

Fax: 602-993-5963, <http://www.embassysuites.com>


Registrar: Debbie Draper, zdraper@aol.com

www.getnet.net/~dickkg/nmra/psr/2003conv.html

PSR Contest Corner

DUANE E. BUCK, PSR CONTEST CHAIR

buckgnry@earthlink.net



CONTEST PREPARATIONS

With the PSR convention contest fast approaching, it's time to cover the preparations for this event.

First, of course, is to prepare your entry at the earliest possible date. This will allow time to re-evaluate your entry and consider any further refinements you might wish to make.

Second, prepare your paperwork in advance of the convention using current NMRA® Contest Entry Form #901 Rev:C, dated 18 Sept. 2000, and Judges' Score Sheet, NMRA® Contest Form 902 Rev. B, dated 23 July 2000. These forms can be found on the NMRA® website. If required you can also procure these forms from your Division Contest Chair or directly from me. In addition to the Entry Form, PSR Form 701, Arts and Crafts Contest Judges' Score Sheet, is required for the arts and crafts contest. Photo Contest Entry Blank, PSR Form 601, are required for all photo contest entries. Module contest forms will be discussed below. The PSR forms can also be obtained from your Division Contest Chair or me.

The most common complaint received regarding the contest process involves the paperwork requirements. Because of this, let us go over these requirements in some detail. Let me start by saying that this is not, nor should it be interpreted as being, an essay writing contest. The focus for judges should be on the models, photos, arts and crafts, themselves. This emphasis has been lost in some contest rooms I have visited in recent years. This will not happen in contest rooms where I am the senior official.

Having said the above, it must be acknowledged that paperwork is necessary to carry out a proper contest process. It must be understood that all judges cannot be knowledgeable in all categories and different prototype practices and, therefore, require some explanation of what the contestant tried to accomplish and what he or she did to achieve the end result.

The Contest Entry Form and Photo Contest Entry Blank provides basic information such as name, address and contest category entered. This information is needed so that we know whom to give those awards to. If there is some doubt as to which category your entry falls under, contact your Division Contest Chair or me.

The Judges' Score Sheet requires more effort and we will address this form, category by category, for the model construction contest. The judges will be trying to

determine, "What did the modeler do?" and "How well did the modeler do it?"

CONSTRUCTION: This category is to determine the difficulty or complexity of the attempted model and how well the model is constructed. This category is weighted at 40 points and comprises 32% of the total possible score. This category considers the "quality of workmanship with emphasis on proper handling of materials, applied labor, modeling skill and craftsmanship. To fulfill these requirements, of course, requires a nicely crafted model. In filling out this section, list plans and drawings, as well as materials (i.e. metal, plastic, wood, etc.), adhesives and jigs, molds and patterns utilized. Describe any techniques, methods and materials used. Be sure to have all plans, drawings, jigs, molds and patterns on display with the model. An example of complexity would be, "I added a complete brake system with all components and piping."

DETAIL: This category is worth 20 points or 16% of the total possible score. The focus here is on, "How many detail parts are added to or incorporated in the model?" and "How complex was the detailing job?" The judges will be considering the quantity of detail and not the quality. Make a comprehensive list of the model details to include such things as bolt heads and nail heads as well as more obvious details (i.e. brake components, air horns, brake levers, etc.). Show samples of scratch built details.

CONFORMITY: This is a "make or break" category worth a maximum of 25 points or 20% of the total possible score. The object of this category is, "How well does the model reproduce the prototype?" The key to conformity is to determine whether or not the model is logical. In other words, does it conform with prototype practice. You wouldn't connect steam lines to brake lines on a passenger car as an example of unprototypical practice. Accuracy of paint scheme is also considered. Since judges are only human and are not familiar with every prototype (which could vary greatly from railroad to railroad) or model type, you must display documentation to verify what you have done with your model. This documentation comes in the form of detailed drawings/plans and photos. Even "freelanced" models should be accompanied by documentation that demonstrates that prototypical practice was used. This is an exercise in building with "logic." You can lose 10 points or more for not providing supporting documentation. This one is easy - provide good

documentation that matches the model and you'll get points.

FINISH and LETTERING: Here, the primary consideration is for the complexity of finish and lettering and the quality and skill of its application. This category is worth 25 points or 20% of the total possible score. Color, accurate placement of several colors and difficulty of application is considered. The quality and quantity of lettering is also evaluated. The presence or absence of weathering is not a judging factor but should be considered as its effect could enhance the overall appearance of the model, thereby increasing the score potential. Too much weathering can be a signal that the contestant is attempting to hide a poor base finish or construction defects. List the method(s) of application, type of paints (and special mixes) and the lettering format (i.e. hand, decals, etc.) used.

SCRATCHBUILDING: This category considers, "How much of the model is built from scratch?" and "How difficult was the scratchbuilding?" The primary concern is the quantity of the scratchbuilding. List of parts that you have fabricated. If you have a model that was completely scratchbuilt, less the exempted items listed in the NMRA® AP Regulations, state this as so. Otherwise, list all scratchbuilt parts. Additionally, note any special or unusual features added. Building from prototype plans or photos is a plus. Listing exempted items is also useful. This category is worth 15 points.

Another hint worth noting is placing your model locomotive or rolling stock on a display track. This makes your model much more attractive than sitting on a bare table top.

The basic Entry Form, as well as the Judges' Score Sheet for NMRA® Module Contest Form 903 Rev. A, dated 23 July 2000, must be used for the module contest. The Judges' Score Sheet is comprised of seven categories and are described below:

CONSTRUCTION: (Maximum 25 points) This deals with the percentages of different source structures (kit, crosskit, scratchbuilt) and scenery materials and techniques.

DETAIL: (Maximum 20 points) Describe complexity, difficulty, refinement and amount of additional detail parts added. List details.

CONFORMITY: (Maximum 10 points) Give information as to prototype modeled or explain logic of design. It is necessary to provide copies of photos, drawings and plans.

ELECTRICAL: (Maximum 15 points) Provide details of electrical beyond those required by module specs with drawings and plans.

FINISH and LETTERING: (Maximum 20 points) Consider overall use of color and texturing of natural (rocks, earth, etc.) and man-made surfaces (roads, sidewalks, etc.) along with lettering methods, weathering and application methods.

SCRATCHBUILDING: (Maximum 20 points) List all fabricated parts and any special or unusual features.

INGENUITY: (Maximum 15 points) Indicate any features or techniques that you believe to be creative, innovative, and perhaps helpful to fellow modelers.

There has been laxity in these requirements in the past. These forms must be filled out for all future entries.

Photo contest forms are much simpler, requiring only personal date, the photo title and the category (i.e. color prototype, black and white model, slide, etc.).

The arts and crafts contests require the standard NMRA® entry form plus the PSR Arts and Crafts Judges' Score Sheet. The Judges' Score Sheet must include the category entered. There are seven categories which include General (kit), Railroadiana (kit), Needlework (kit), General (Pattern) Railroadiana (Pattern), Needlework (Pattern) and General (Original). The items on the Judges' Score Sheet are:

CORRECT EXECUTION: (Maximum 50 points) Describe your entry in detail and note any special items used.

DIFFICULTY: (Maximum 30 points) Describe the entry complexity with any special techniques used. Were any changes made to pattern/kit items or adaptations made from medium to another?

FINISHING: (Maximum 25 points) Describe how the item was prepared for display/use (type of materials, frames, matting, etc.).

NEATNESS: (Maximum 20 points) Self explanatory.

NEW AWARD

The upcoming convention will bring the introduction of a new award for PSR model construction contests. It is the PSR PRESIDENT'S AWARD. The beautiful blue plaque will be presented to a first time entry in a PSR contest and will be selected by PSR President Ed Hall, MMR. Come join the fun in the contest room and the possibility of winning this prestigious award.

Additionally, there will be two other awards for those who enter the model construction contest. These are the CONVENTION CHAIRMAN'S AWARD, as selected by Chairman Bob Sherlock, and the JUDGES' AWARD, as chosen by the model contest judges. These are colorful green plaques.

HELP IS HERE!

For those of you who may need assistance in preparing for the upcoming contest, please contact me. I can answer questions, provide guidance and forms. Sorry, I don't have time to build models for you — just kidding.

PEP TALK

Awards abound. Let's have a big turnout of contest entries for this convention. With all of the skills and talents of our PSR membership, the contest room should be a true showcase. 🚂🛠️

PSR History Department

BOB FALEY, PSR HISTORIAN

bklynomad@cox.net



I am happy to report that our collection of Convention Cars is now complete. The only car that is missing is 1997, which was from the convention held in Pomona. We have been told that there was no car issued at that convention. If anyone knows any different, please let us know. The final cars were donated by **Lowell Spooner, Sam Dale** and **Peter Kaczmarowski**. *Thank you, guys.* We are now in the process of putting the display case together so the whole collection can be viewed at the Arizona Express 2003 convention in September of this year. The names of all who donated cars will be noted at each car.

PSR Dispatch Collection: Thanks to the generosity of the **Western America Railroad Museum (WARM)** in Barstow, California, and their contribution of 24 early back issues, we now have what we think is a fairly complete library of *PSR Dispatch* issues going back to the first issue in October of 1982. Kudos also to **Dave Villeneuve**, who was instrumental in getting WARM to make this donation.

We are lacking three issues that we were told were never published. They are: 1998, Vol. 16, Issue 1; 1998 Vol. 16, Issue 3; and 1999 Vol. 17, Issue 4. Even the NMRA® Kalmbach Memorial Library is missing these issues. In view of this, it appears that our *PSR Dispatch* collection is as complete as it can be unless somewhere a member happens across these issues.

In any event, we feel fortunate to have located and obtained a total of 77 issues, dating back to the beginning of the Pacific Southwest Region. Thanks to all of the members who made this collection a reality.

Past Officers Information: We have started our dossiers of past Region and Division officers. Our best

source of information and pictures has been the past *PSR Dispatch* and Division publications. Therefore, some of the pictures go back almost twenty years, thus reflecting pictures of "younger" officers!

At the appropriate time, those ex-officers who can be contacted will be given the opportunity of substituting a recent picture, if they so desire. However, there are some holes developing in our sources and we will soon start asking for your assistance in gathering this material. We will publish a request for help in locating the missing information in forthcoming issues of the *PSR Dispatch*.

Trivia: As you all know by now, the Pacific Southwest Region was officially recognized as a region in 1982. It was a spin off from the Pacific Coast Region (PCR). However, three years later (in 1985), two proposals were introduced that could have changed the history of the PSR as we know it today.

The first proposal, because of waning membership and finances in the PSR, was to reunite the PCR and PSR into one region to be called the Pacific Coast Region. Two ballots were submitted on the proposal. The first ballot passed with 62% for the unification. After considerable discussion by the membership, both pro and con, the second ballot failed with 67% against the unification.

The second proposal was to merge the Los Angeles Division and Cajon Division into a new region to be called the Pacific Electric Region (PEC). This proposal never came to a formal vote, so the status quo prevailed.

Two years later, at the 1987 PSR Convention, President Wil Seaver announced that the PSR was now larger than the PCR from whence it came! 🚂🚂


Arizona Express 2003

PSR 2003 Model Railroad Convention



Presented by Arizona Division, PSR - NMRA®
September 11 - 14, 2003 — Phoenix, Arizona
Registrar: Debbie Draper, zdraper@aol.com
www.getnet.net/~dickg/nmra/psr/2003conv.html

Embassy Suites Hotel Phoenix-North
2577 W. Greenway Road, Phoenix, AZ 85023-4222
Reservations: 800-527-7715, Local: 602-375-1777
Fax: 602-993-5963, <http://www.embassysuites.com>



PSR Achievement Program

DON STEWART, AP PROGRAM MANAGER

Snpcw@aol.com

I have been sent the Statement of Qualifications (SOQ) for **Brian Block** (Cajon Division) for structures and cars. I will evaluate them and forward them to national. I intend to present these certificates (along with some others) to Brian at the PSR Convention in September in Phoenix. His quest for Master Model Railroader continues and he is nearing completion. Keep the pursuit Brian, you are doing well and nearing your goal!

I continue to see new modelers and existing modelers improving their skills as they enter contests. If you want to chart improvements in your modeling skills, this is an excellent method. Contest judges will be glad to help with recommendations; after all, many of them are modelers working their way to improving their modeling skills. Learning new skills and perfecting your skills increases your satisfaction with the hobby. If you wish to enter models in the contests, judging will give you an excellent look into what judges look for as you are paired up with an experienced modeler and judge.

Here are some recent Achievement Program questions and answers, written by Frank Koch and forwarded by Rick Shoup, MMR, NMRA® AP Statement of Qualification Approval List Distributor. Please contact Frank at fjkoch@hotmail.com if you have AP questions.

Question:

What is it - Structure or Car? I am considering modeling a grain elevator that had several buildings running (moving) between the elevator and quayside. These buildings ran on freight car trucks on standard gauge track. The tower leg buildings measured 33' x 22' x 145' high, each running on four freight car trucks on two standard gauge tracks. The freight trucks were used to allow the tower to be moved to unload grain from a ship's hold. The towers were moved by a system of pulleys. Therefore, the towers had no couplers on them to allow movement by locomotives. So, are these marine towers structures or cars? I realize this is a (rare) variant of the age-old problem about a vehicle being a structure in the Achievement Program.

Answer:

This falls into the category of structures, under the classification of stationary or mobile cranes, derricks,

gantries, etc. Have fun building it and I look forward to seeing photos when you submit your structures SOQ (photos are not required, but they are always interesting when someone has done something unusual).

Question:

A member has submitted Author forms to me. He did not, however, supply any hard copies of the articles. He told me that all the division newsletters were sent to the NMRA® Library and he hoped that would serve as documentation. Also, 30.5 points are from the Region web site. How is that to be documented and counted? Are hard copies required of all of this stuff? I believe it is but would like your view.

Answer:

1. Division Newsletter submissions - 1 point per page of about 1200 words. No more than 21 points total from Division publications. If Newsletters are on file in Chattanooga, then there is no need for copies to be submitted with SOQ. But tell him to obtain conformation from Library to be sure.

2. Web uploads require the site URL address, hard copy of upload and confirmation from site administrator or local Achievement Program manager that upload has occurred. NO MORE than 21 points can be counted for uploads. Text uploads at any public site are credited at 2 points per page of 1200 words and photos receive credit at 1/3 page rate (0.67 points each) each regardless of actual size.

Question:

I am a NMRA® Life Member. Many years ago a friend and I decided to have a contest to see who could become MMR first. Shortly after that I changed employment and moved. I then packed away my models and spent my time with my small children and traveling on business. My friend succeeded and I stopped trying for awhile. I returned to active model railroading some seven years ago and am now building my railroad in a room 40 x 40. I also became active in the local division of the NMRA® and I am now a member of an On30 modular group. I came out of retirement to work as a consultant for a very large new museum. My assignment is to design and build a large HO layout of the Providence

Continued at Achievement Program on page 14

& Worcester RR just prior to World War I. I feel that it would be both fun and educational to try and complete the challenge I set for myself years ago. Back then I earned the certificates for Motive Power and Cars, so can now start working on the others. Back in the middle fifties, I was very active with the Northeast Region and believe I did things that could be considered for additional achievements. I was Chairman of the convention held in Albany, New York in 1955 as well as being involved with the Board of Directors at that time. I have spent a total of 62 years in the Boy Scouts and, among many other things, I was a counselor for the Railroading merit badge. My question is whether any of this can be used to earn additional certificates?

Answer:

I see many opportunities to earn additional certificates if you can provide documentation. As long as you were a member of the NMRA® during the periods you would claim credits, they can count — as long as someone will verify your service. Positions as officer or chairman of a committee or service as a BOD member are either documented via a letter from a Superintendent/Trustee or someone similar or via a blurb from a publication of the time. Credits for Railroading Merit Badge are awarded based on the number of successful Merit Badges completed - how many scouts earned the badge? As for your work on the new railroad, I'd think Civil, Electrical, and Scenery are all within reach if you do the work and provide the documentation as specified in the requirements.

A full copy of the requirements can be found on the NMRA® website under Achievement Program. Good luck. If you have any questions as you progress, feel free to contact me.

Question:

I'm confused by this sentence in the Volunteer Certificate requirements: "Editors of an NMRA® publication shall receive credit at the rate appropriate for Committee Chairmen at the same level." I'm considering taking over as the Division newsletter editor, and while the Volunteer Certificate and points don't have anything to do with my decision, it piqued my curiosity. Also, if the newsletter editor is also a Board member, does that additional responsibility earn additional points?

Answer:

You can earn Volunteer points for both positions since they are independent. Division Newsletter Editor earns

credits at the rate of 1 unit per month of satisfactory service. Division BOD member earns credits at the rate of 0.5 credits per month. Go for it!!

Question:

The requirements in my files and those on the website don't match. Which should I be using and are any credits subject to "grandfathering?"

Answer:

The Author requirements were simplified, debated, and changed via NMRA® BOD vote in about 8/99 as I recall (it was before I took over this role.). The changes were published twice in the Bulletin, most recently as an article by Rich Coleman. The NMRA® Achievement Program Website has had the modified requirements for a long time. There is a provision for "grandfathering" which never really runs out, but I don't expect any Region manager to keep track of changes that were made several years ago. My records are spotty, but I have records back a few cycles.

The changes were to eliminate the single point for any submission, add more detail around web based submissions, and to reduce the total number of points required from 48 to 42. This latter change was done after an analysis of SOQs showing about how many submissions were made. The simplification was done because most SOQs contained the same kind of errors in counting. For credit, a text submission is now a minimum of 1/4 page (300 words) to move away from the mere listing of events or announcements as single line items. Photos in print media are credited at the fraction of a page (minimum of 1/4 page) and photos posted on the web are credited at 1/3 page each regardless of actual size (0.67 points each). All photos claimed must be the original work of the author to be counted.

In either case, no more than half the points or 21.0 can be garnered from Division publications or 21.0 points from region/national web sites. One could, however, satisfy the requirements via these two means. For all work done prior to 8/99, it can be counted via the old method or the new method. Work after 8/99 should be counted using the new method.

For all the SOQs I reviewed it did not make a difference which method was used. Since it may for some unique situation, I am always willing to review any SOQ and calculate the credits for any member. Clinic handouts do not have to be original work nor even prepared by the clinician as original material (it would be nice if they were.). The handouts do have to pertain to the subject matter.

Question:

I completely understand the “scratchbuilt” requirement for structures – use commercial window castings, for examples, and cut the maximum scratchbuilding points down to ten (10). What about commercial details that are not an integral part of the building? For example, I built a 100% scratchbuilt creamery and thought it would look nice to put some milk cans on the dock, so I added a figure and some purchased milk cans. Will that detract from the scratchbuilt score?

Answer:

To be considered completely scratchbuilt for maximum points, only the exempted items can be purchased, so the model should not receive quite the full number of points. On the other hand, it should get more detail points. My experience is that this sort of small difference rarely has an impact on whether a model receives a “Merit” score or not. In a contest, it may be a different story. If another modeler built the same model to the same quality and detail and scratchbuilt the milk cans, and that was the only difference, the other model would probably score a point higher. Remember that qualifying for a merit award only requires a minimum of 87.5 points.

Question:

Can I get some guidance on what a judge looks for when judging trackwork for the “Merit Award” requirement in Civil Engineer? Under construction, I’d guess that a double slip switch would be viewed as more difficult than a spring switch, so does it matter which track I choose to model? Under detail, how can I help score enough points? I can think of ties, rail, spikes, ballast, signals, and switch stands. What else will help score points? Conformity is pretty clear to me. Finish and lettering is a mystery if it is more than painting and weathering the rail. For scratchbuilding, it seems it either is or it isn’t - what am I missing? I have one other question: I built a crossing and a crossover, can that count as the three examples, or should I build another single turnout to make three independent examples.

Answer:

This is a good question and you’ve pretty much answered it yourself. Let me start with Conformity. Establish what standard you are matching, so if there are any special features the judge can give credit for them. Finish and Lettering is essential and mostly consists of tie, track, and ballast weathering. If it looks realistic, it gets many points. I judge Construction by running cars

in all directions through the trackwork. If it is smooth and the work is clean, it gets lots of points. There are many Details that can be added to the trackwork that can earn more points. I suggest you refer to Paul Mallery’s Trackwork Handbook for examples.

As for the last part of your question, I expect to see three different examples or variations that Demonstrate the ability to build well-functioning trackwork for a variety of uses. One of the most complicated examples I’ve seen was a dual gauge wye with two curved dual gauge crossings on two legs of the wye – it was impressive and much, much more than the minimum requirements. You’ve got the essence of the requirements so go build three examples. One last point is that you can build the track examples separate from a layout if it is more convenient to do so.

Question:

I operate on a modular railroad and it changes from session to session. We operate in public and the railroad can vary from ten modules to over forty modules. How do we document the time people spend operating when our public sessions get hopelessly clogged or we just run “round and round” to appease the public. We then go back to “operation” when things slow down.

Answer:

“Operation” connotes an organized system for running trains and moving freight over the railroad in prototypical fashion. Any set-up that meets all the specifications in the requirements can be used as documentation. The timetable and train graph requirements can be met by operating without distractions, or by combining several blocks of time together. During the times you are actually operating, count the time for those actually performing the specified jobs. When there is a disruption or interruption to your operation, “suspend” the clock. I’d suggest you try to find times and places you can set up and run interruption-free operating sessions. 🚂

Arizona Express 2003



Presented by Arizona Division, PSR - NMRA®
PSR 2003 Model Railroad Convention
 September 11 - 14, 2003 — Phoenix, Arizona
www.getnet.net/~dickg/nmra/psr/2003conv.html

PSR Education Department

JAN WESCOTT, PSR EDUCATION CHAIR
wescvegas@lvcm.com



LIMBO

Recently Rich Coleman resigned as National Education Director due to health and personal reasons. With this development the Education Department, as we know it, is in a state of limbo until a new volunteer steps forward.

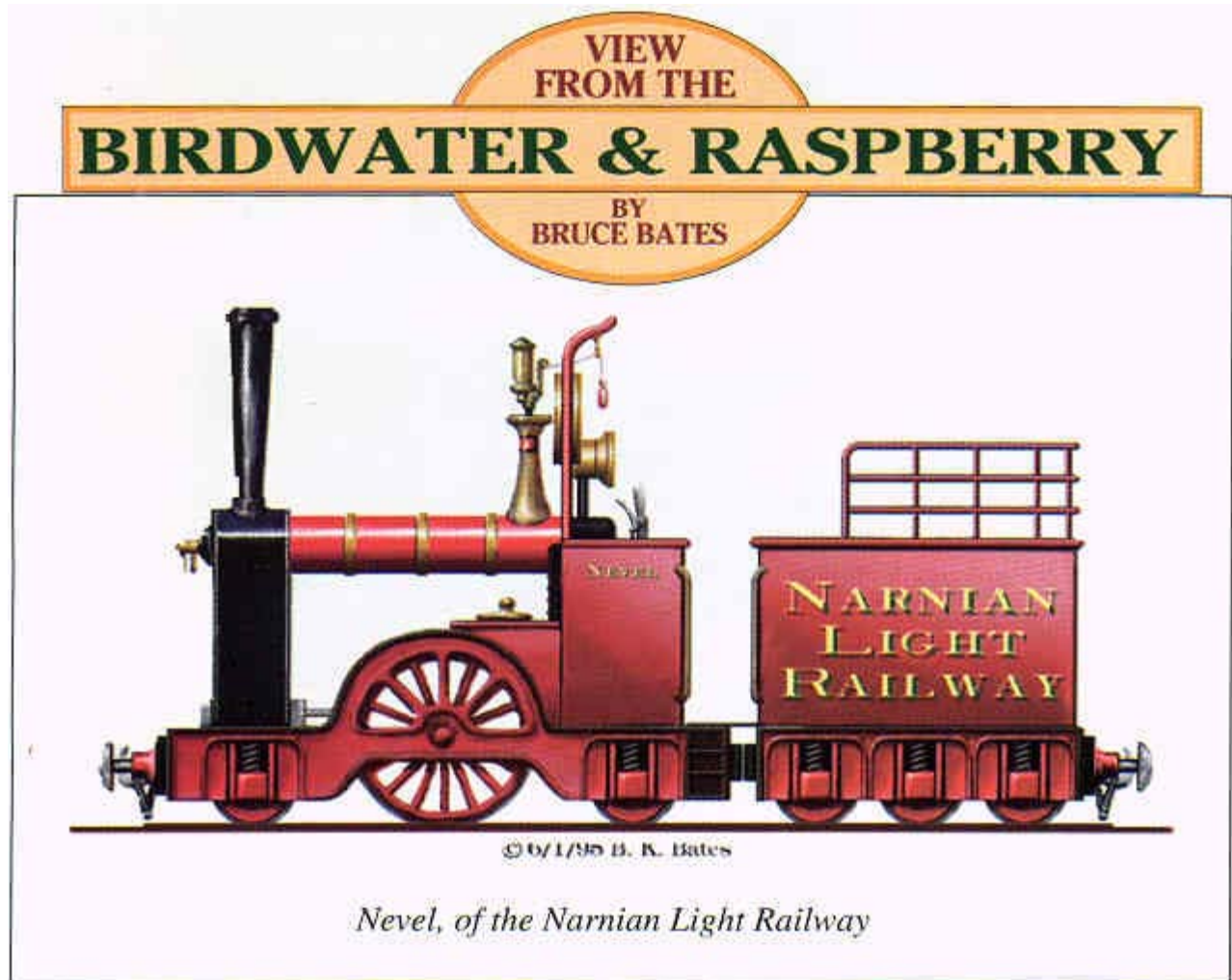
I encourage all Division Education Chairs to continue to log your activities for the time being and I will keep you posted on any changes.

By the same token, if you or if you know of anyone who might be interested in this position, let me know

and I'll put you in touch with the right powers.

Briefly, and as much as I know, the National Education Director's position primarily oversees the programs and Managers of the Modeling with the Masters Program, Achievement Program, the Clinic Program and the Junior College Program. It does require some travel (about 2 or 3 trips per year to the Board of Trustees meeting, etc.).

More accurate detail information can be provided to anyone interested. 🚂



October 1995

© Copyright 1994-2003 Bruce K. Bates

View the full range of art from Mr. Bates on the web at <http://bates-r-us.org> and contact him via email at bruce@bates-r-us.org



Arizona Express 2003

Pacific Southwest Region Convention, September 11 - 14, 2003 Phoenix, AZ

General Information

DORR ALTIZER, CONVENTION COMMITTEE MEMBER
dorr@trainnet.org

On the following five pages are several articles written by members of the Convention Committee about things that are planned for *Arizona Express 2003*. The topics covered range from a list of some very interesting clinics to details about the Chinese Auction (new to PSR conventions). Herewith is some information about the convention and the hard working folks on the Committee.

CONVENTION WEB SITE:

www.getnet.net/~dickg/nmra/psr/2003conv.html

REGISTRATION FEES (PER PERSON)

NMRA® Membership is required to register. Non-Rails or Youths need not be a member when accompanied by an NMRA® Member.

Full Adult Rail: \$60.00

Adult Non-Rail: \$50.00

Youth (6-20) \$40.00

Single Day: \$25.00

NMRA® Membership: \$45.00

PSR Membership: \$7.00

Make checks or money orders (U.S. Funds only) payable to "Arizona Express 2003." Credit cards accepted are Visa, MasterCard, American Express, Discover. When paying by credit card you may fax the registration form (see the insert in this issue) to (602) 953-0751.

HOTEL:

Embassy Suites Hotel Phoenix - North, 2577 W. Greenway Road, Phoenix, AZ 85023-4222.

Room Rates are \$85 per night (single or double) and include a two-room suite (all rooms are suites), evening reception (5:30 p.m. to 7:30 p.m. including free full bar) and a complimentary cooked-to-order breakfast.

For Reservations: 800-527-7715, Local: 602-375-1777, Fax: 602-993-5963, www.embassysuites.com. Specify that you are attending the "Model Railroad Convention - PSR."

Hotel Details: A map of the area around the hotel is at <http://www.getnet.net/~dickg/nmra/psr/2003map.jpg> and a view of the exterior, plus photos and the layout of a typical suite, are available on page 19.

PSA DISPATCH — 2nd Quarter, 2003

COMMITTEE MEMBERS

(All Arizona Division Members except as noted.)

Chairman: Robert Sherlock

740 E. Acoma Drive, Phoenix, AZ 85022-4356
(602) 375-2177, RLS4000@aol.com

Registrar: Debbie Draper

10637 N. 34th Place, Phoenix AZ 85028-3310
(602) 953-1681, Fax: (602) 953-0751, zdramer@aol.com

Chinese Auction: Jan Wescott (Cajon Division)

180 W. Middleton Drive, Henderson, NV 89015-7918
(702) 566-0856, wescvegas@lvcm.com

Clinics: Larry Platt

4814 W. Villa Theresa Drive, Glendale, AZ 85308-1481
(602) 738-4273, lbp49@yahoo.com

Contest Room: Duane E. Buck

10 Broken Lance Way, Sedona, AZ 86351-8929
(928) 284-2015, buckgnry@sedona.net

Door Prizes, Goodie Bags: Grace & David Jerry

P.O. Box 56305, Phoenix, AZ 85079-6305
(602) 336-0973, gmarcin@hotmail.com

Layout Tours: John Determan

3735 W. Wethersfield Road, Phoenix, AZ 85029-2030
(602) 938-7829, determan@quixnet.net

Prototype Tours: Phil Hanna

9831 W. Burns Drive, Sun City, AZ 85351-1440
(623) 974-0921, hanna_pj@msn.com

Publicity: Dorr Altizer

15257 W. Tad Lane, Surprise, AZ 85374-3479
(623) 975-9582, Fax: (623) 975-1543, dorr@trainnet.org

Raillette Program: Janet Spooner

16013 N. 99th Drive, Sun City, AZ 85351-1246
(623) 977-6760, JSpooner86@aol.com

Secretary: Lowell Spooner

16013 N. 99th Drive, Sun City, AZ 85351-1246
(623) 977-6760, JSpooner86@aol.com

Treasurer: Tom Draper, HLM

10837 North 34th Place, Phoenix, AZ 85028-3310
(602) 953-1681, TCDRaider@aol.com

Arizona Express 2003

Pacific Southwest Region Convention, September 11 - 14, 2003 Phoenix, AZ

Currently Planned Clinics

LARRY PLATT, CONVENTION COMMITTEE MEMBER
lbp49@yahoo.com



Caboose Hunting

Larry Platt

Larry discusses the art of tracking down cabooses. How to find them and how to conduct the necessary research. Provides many interesting slides on the cabooses once found. A very interesting approach to the subject.

AT&SF Railfan: Phoenix to Kansas City

David Greenberg

David takes you from Phoenix to Kansas City on the AT&SF, pointing out the best railfan locations. He will advise you of some of the very special vantage points and how and where to take that very special picture.

Alaska Railroad

Dan Napoliello

Dan provides a wealth of information on the Alaska RR, from the beginning to the present time. For all of you who want to model or conduct research on the Alaska RR, this clinic is a must.

Colorado Depots

Phil Hanna

This clinic provides you with all of the Colorado Depots you can imagine. It is the most complete pictorial history of the depots you can gather. Phil has a unique way he presents the material.

Scratchbuilding Ala Carte

Tom George

This a very clever presentation on how to scratchbuild. There isn't anything that is safe when Tom starts to construct a model. He will show you how to use the ordinary material that is just laying around to construct a great model.

SP Shasta Country

Paul Christensen

A very interesting railroad operation, Southern Pacific Railroad's "Shasta Country" lines, will be covered from their infancy to the final days. Paul has slides from the steam era to the final days of the railroad. A great clinic for the SP fan as well as the novice railfan.

How To Publish A Hobby Newsletter

Dorr Altizer

Have you ever wondered how the *PSR Dispatch* is put together? This clinic will reveal how Dorr uses Adobe PageMaker® 7 and Acrobat® 6 to construct the *PSR Dispatch* for printing and online viewing.

How To Improve The Appearance Of Your Freight Cars

Duane Buck

Duane, a well known model builder, shows you how to vastly improve the appearance of the Freight Car. From the average out-of-the-box kit to an award winning model, You will be shown how to vastly improve the appearance of the model using various components hand rail, grab irons and etc.

Details Make The Difference

Dan Fowler

Dan will show you how to add various details to the average kit to enhance the model and make it more appealing. He will show how the little add-on details really make the difference. Gives you the information on how to build and how to really put the finishing touches on the model.

Steam Locomotives:

How They Work And What Are All Those Pipes For Don Stewart

Part One: General Information - basic steam loco parts, nomenclature, how a locomotive works.

Steam Locomotives:

How They Work And What Are All Those Pipes For Don Stewart

Part Two: Performance Features - feedwater heaters, power reverses, stokers, superheating within the flues and et cetera.

Finished Scenery

Dave Connery

Dave will show you how to finish scenery to the Nth Degree. You will be able complete that scenery project that you have been putting off for quite a long time. An accomplished modeler, he will have you installing scenery like a pro in no time at all.

A Chat With The President

Allen Pollock, NMRA® President

This is an informal chat with the President. Do you have a question about the NMRA that you have been wanting answered? Now is the time to ask it. Allen will be available to answer your questions and concerns.

The NMRA Insurance

John Roberts, NMRA® Executive Vice President

John will explain the insurance program through all of its complexity. If you have ever wondered about the program, now is the time to ask.

Soldering: The Midas Touch

Bob Sherlock

Bob will show you how to use the various types of soldering flux as well as the different methods of soldering. From the old stick irons to the resistance type soldering, they all have their applications.

The 30 Minute Paint Job

Lenny Smith (The Casa Grande Trader)

Lenny's clinic covers preparation and re-painting of factory painted engines. Also included will be some unique masking techniques.

Painting

John Determan

John will cover preparing the paint and the equipment, such as air brushes and compressors, and share some of his techniques and safety tips.

Scenery From The Laundry Room

Bob Moore

The military modelers have been doing this for years. It's cheap. But we just didn't listen.

Southern Pacific Lathrop Sub

Paul Chandler

This is an overview of Southern Pacific operations on the Lathrop Subdivision. The focus of the talk would be prototypical operations and how that is employed in an operating model railroad scenario.

Building An SP FP7A

Tony Quilici

Instructions and techniques for building an FP-7A out of two Highliner shells.

Note: Clinics may change by convention time.

Watch the Convention Web Site

<http://www.getnet.net/~dickg/nmra/psr/2003conv.html>



EMBASSY SUITES
HOTELS®



Exterior View

From the pool area.

Convention Hotel



EMBASSY SUITES
HOTELS®



Typical Suite

Each Two-Bedroom suite features a separate living room with sofa bed and two private bedrooms for a relaxing night's sleep.



Note: A limited number of wheelchairs & walkers will be available from the convention committee, upon advance request with the Registrar.

Arizona Express 2003


Pacific Southwest Region Convention, September 11 - 14, 2003 Phoenix, AZ

Weekenders Fashion Show

JANET SPOONER, CONVENTION COMMITTEE MEMBER
jspooner86@aol.com



“Railettes” Come Join us for Lunch and Fashions



*Saturday, September 13
at the
Embassy Suites Hotel Phoenix-North*

What if someone could show you how to express your personal style, dress confidently for any occasion, and create multiple looks with minimum pieces - all with less time and money than you can imagine? And believe it or not, it's all Wash and Wear – no Dry Cleaning or Ironing! Sizes range from Extra Small to Simply Great 2X. It's possible with Weekenders creative apparel.



- ✿ The Classic Collection in black, red, cream, and navy is offered year round and will become a staple in your wardrobe.
- ✿ The Fashion Collection introduces new designs and colors twice each year.
- ✿ We're so confident in the quality of our fashions, we offer a 100% guarantee!

**Other Railettes will model wonderful Weekenders Fashions
After the Fashion Presentation, be prepared to try on great Clothes.
Weekenders accepts cash, checks, Visa, Discover and Mastercard.**

Your Weekenders Fashion Coordinator: Martie Burman



Arizona Express 2003

Pacific Southwest Region Convention, September 11 - 14, 2003 Phoenix, AZ

Chinese Auction, Fun for Everyone

JAN WESCOTT, CONVENTION COMMITTEE MEMBER
wescvegas@lvcm.com

Recently the Cajon Division held a Chinese Auction at one of its events. Everyone had such a good time (especially Bob Sherlock who won a \$200 locomotive for a couple of dollars) that the *Arizona Express 2003* Convention Committee asked if the Cajon Division might coordinate this activity for all the members at the PSR Convention to enjoy. We never turn down an opportunity to have fun working, or so I tell my crew! <grin> It's something new at the convention, it's fun and everyone can enjoy!

What is a Chinese Auction? Basically it is like a raffle with a few twists. A "very large" number of items (we say 50, but it will probably be nearer to 100) will be displayed on the auction tables and will be a potpourri of "things," with something for all ages. For example, there will be model railroading equipment (like locomotives, cars and accessories), Railroadiana, household gift sets, wine baskets, sculptures, small appliances, crystal, blankets and even things for the kids and grandkids.

Select all the items that interest you. Purchase your auction tickets. Tickets are sold very inexpensively in sets of 25. You can purchase 25 tickets for just \$3 or 50 tickets for \$5. Each set of 25 tickets will be of the same number so you won't have miles of ticket numbers to track. Deposit your tickets in the "bucket" for one or all item(s) of your choice. At the end of the auction a winning ticket from each bucket is drawn. However, you must be present at the drawing to win!


Auction strategy? Certainly, the more tickets you have in the bucket the better your chances of winning that item. Do you want to put all your tickets in one bucket for one item or do you spread it out among several items? Or if you just want to win "something," then the strategy

would be to pick the bucket with the fewest tickets and pad it.

If you want to "pad" a particular bucket full of your tickets, simply buy more tickets. The cost of a ticket is just ten cents when purchasing 50 tickets. You may purchase as many sets as you would like while the supply is available. Plus each set of 25 tickets contains a special ticket to the Chinese Auction Door Prize Drawing!

The Chinese Auction is tentatively scheduled for Thursday evening, September 11th at 6 p.m. for viewing

and ticket purchase. The drawing will be at 9 p.m. that same evening. Of course, all schedules are tentative until the convention schedule is finalized. Look for the Chinese Auction Elephant in the timetable. Don't miss this experience! I look forward to seeing you at the display tables separating your many



hundreds of tickets!

Donations Needed

Your help is needed to make the Chinese Auction at the *Arizona Express 2003* Convention a success. I am seeking donations of any new or like new item(s) that you may have and no longer need (or want) for this auction. Perhaps a birthday or Christmas gift that now sits in your closet, anything trains, such as a railroad item that you bought and have no idea why you bought it. Crafters, can you donate one of your items?

I'll accept anything that is new or in like new condition except clothing. Items like household gift sets (kitchen towel sets, glassware sets, bath sets, etc), a pretty vase or bowl, appliances, paintings and games/toys are perfect. Bottles of wine or liquor accepted; they make up fine baskets.

If you have an item that can be donated, contact me at wescvegas@lvcm.com or (702) 566-0856. ☎

Arizona Express 2003

Pacific Southwest Region Convention, September 11 - 14, 2003 Phoenix, AZ

Raillette Activities and Raffles


JANET SPOONER, CONVENTION COMMITTEE MEMBER
jspooner86@aol.com



The Railettes will have a full slate of activities at the convention, plus there will be two major “craft” items raffled in the Railettes Room. These two items are a very beautiful hand-crafted doll and an excellent ceramic tree. (See photos, below.)

Caroline Be’be®, a Seeley™ Modern Doll, was hand crafted and donated to the Arizona Express 2003 Convention Committee by **Patty Platt**, a hobbyist doll maker. Patty is an accomplished doll maker, having won First Place, High First Place, Best In Category, Trophies and the highest award a hobbyist can receive, a “Freddie.” Patty is instructed and sponsored in doll making by Master Doll Maker Jonell Peace of “Ms. Mouse and Chicken Coop Creations” in Phoenix, Arizona. The doll, which the committee refers to as “Phoebe Snow,” placed first in the Modern Doll Toddler category at the Phoenix Ceramic and Doll Show in January, 2003. With her first

place ribbon and Athearn ATSF Christmas Caboose, she will be raffled by the Railettes in the Railette Room, not as part of the Chinese Auction, so make a point of stopping by the Railettes Room during your other convention activities.

The **Railette Activity Schedule** is as follows: the Railette Room will be open on Thursday and Friday (11-12 September) from 9:00 a.m. to 5:00 p.m., featuring arts and crafts with **Dee Tucker** (lunch time at her discretion). On Thursday, from 10:00 a.m. to 1:00 p.m., there will be an Extra Fare tour of **Cerreta’s Chocolate Factory** in Glendale. From 3:00 p.m. to 8:00 p.m., we’ll visit the **Vee Quiva Casino**. On Friday, from 9:30 a.m. to 3:00 p.m., we’ll make a visit to **Arizona Mills Mall**. On Saturday, from 11:30 a.m. to 3:30 p.m., we have the **Railettes Luncheon** and **Weekenders Fashion Show** (see page 20 for details). 



©2003 Larry Platt Photo



©2003 Larry Platt photo.



Arizona Express 2003


Pacific Southwest Region Convention, September 11 - 14, 2003 Phoenix, AZ

Layout Tours

JOHN DETERMAN, CONVENTION COMMITTEE MEMBER
determan@quixnet.net

1. Bob Adler, Glendale, HO Scale

A very highly detailed layout depicting the early 50's to late 60's. Many finely presented scenes, structures, etc. Walk around radio control and a great viewing space make this a great layout to see.



See Additional Photos on Page 24

2. Chuck Christ, Phoenix, HO Scale

Prototype freelancing at it's finest. DCC and well thought out arrangement make this layout easy to see and understand. Arranged for operation, the finely detailed scenes and buildings are easy to view. Attention to buildings and interiors/lighting really bring this layout to life.

3. Brian Castle, Cave Creek, G Scale

This outdoor layout has many fine scenes, along with excellent constructions techniques, lighting and details make this a very fine layout to see. Many innovative uses of scenic ideas and products give this layout a very distinct character.

4. Ron Mei, Phoenix, HO Scale

This very large layout features many fine scenes representing railroading in southern Arizona. The finely presented desert scenery and the attention to the locale details really represent Arizona railroading. Excellent arrangement of towns and locations give a real sense of progress as trains move over the layout.

5. Jim Knowmiller, Tempe, HO Scale

A huge basement empire, representing the GN and the northern US. This layout is a testament to the great usefulness of DCC and excellent computer design. Two

very well thought out levels of this layout allow trains to progress from division to division and present a very realistic view of operations. Great scenic vistas and excellent traffic routing make this a very must see layout.

6. Harold Shelton, Glendale, HO Scale

Representing Santa Fe railroading at it's finest, this layout represents the early 50's to mid 60's with excellent scenery and attention to details. Not only fun to view, the operation of this layout represent home layouts at their finest. Things like the very outstanding operation of the turntable and engine service facilities stand out.

7. Thunderbird Model Railroad Club, Phoenix, HO & HOn3 Scales

This club layout is a must see. With technology ranging from WWII to the present and a very detailed layout, this club has the scenery and the operations to be very pleasing. Maybe even DCC by the time the convention starts.

8. Bill Gall, Phoenix, HO Scale

This is a great example of an ever changing and growing home layout. Bill's great enthusiasm for the new and better have led him to change and improve his layout over the years. The constant changes and the excitement of the new are very evident on this home layout.

9. Jerry Oyler, Peoria, G Scale (Photos - Page 25)

A great example of a home G Scale outdoor layout. The clever design and use of space with the large storage building really work well. A fun home layout to visit.

10. Kal Miller, Phoenix, G Scale (Photos - Page 25)

This truly large outdoor layout is beautifully designed and it's use of natural materials for scenic highlights is outstanding. A "must see" even for the non-G Scaler.

11. Wild Eagle Railroad, Phoenix, G Scale (Photos - Page 25)


This is a very large outdoor layout with great scenery. The use of painted backdrops and running water are outstanding. The fact that you must walk into this layout to see it, and the other unique extra's, make this one a great place to visit.

The scheduled dates, times and locations for each tour, when available, will be announced on the Convention Web Site at

<http://www.getnet.net/~dickg/nmra/psr/2003conv.html>

Arizona Express 2003



Pacific Southwest Region Convention, September 11 - 14, 2003 Phoenix, AZ



Charleston, Eagle Ridge & Wheeling Bob Adler, Glendale, HO Scale

A very highly detailed layout depicting the early 50's to late 60's. Many finely presented scenes, structures, etc. Walk around radio control and a great viewing space make this a great layout to see.

All photos on this page by Bob Adler



Scenes that you will see on the Layout Tours


Kal Miller, Phoenix, G Scale

This truly large outdoor layout is beautifully designed and it's use of natural materials for scenic highlights is outstanding. A "must see" even for the non-G Scaler.




Jerry Oyler, Peoria, G Scale

A great example of a home G Scale outdoor layout. The clever design and use of space with the large storage building really work well. A fun home layout to visit.



Wild Eagle Railroad, Phoenix, G Scale

This is a very large outdoor layout with great scenery. The use of painted backdrops and running water are outstanding. The fact that you must walk into this layout to see it, and the other unique extra's, make this one a great place to visit.



Flag Stops

Lindsay Smith, PSR Member Aid

wlindsays@adelphia.net



If you send the club notices to me, I will pass them off to the Coupler and Dispatch editors. I also send the data on to Dick Greatorex for the NMRA web pages. Anyone can copy and reprint my stuff to promote the hobby, rail travel, RR history, and railroad safety. Last changes entered on 18 April, 2003.

2003

MAY

- 17** Santa Susana Open House. 10 to 4. Simi Valley CA. For information contact Richard Parshall 805 526 0371; or oltwntrn@pacbell.net. Santa Susana Depot is located at Santa Susana Park (Katherine Rd. Near Kuehner Dr. adjacent to and South of the railroad tracks, about 1 mile South of Los Angeles St. in Simi Valley). If coming from the I-118 it is the first right on Kuehner after crossing the RR tracks. www.trainweb.org.ssmrc HO layout N modules.
- 17** Santa Susana RR Historical Soc. Swap Meet. 7 - 11 AM in the Santa Susana Park Pavilion. Admission \$2.00. Sellers contact Richard Parshall 805 526 0371 or oltwntrn@pacbell.net
- California Southern MRC Open House. 12140 E. Firestone Blvd., Norwalk, CA 90650 (562) 863-3156.
www.trainweb.org/calsomrr/dates.html
- 17** 10AM until 9 PM
- 18** noon until 6 PM
- 20** 9 to 9 PM
- 18** Allied Model Trains Auction. Over 300 lots of trains of all makes & sizes will be sold with no reserve. Doors open for viewing at 9AM, auction runs 11AM-5PM. Free admission & parking. Refreshments available. Held at the Arcadia Masonic Center, 50 W. Duarte Rd., Arcadia, CA. For information, please call 310-313-9353 or visit www.alliedmodeltrains.com
- 28** Cajon Division Colton GATX Tour. 9 A.M. By advanced limited number registration only! Contact Jan Wescott: (702) 566-0856, wescvegas@lvcn.com
- 26-28** Model Train Exhibit at 88th National Orange Show Festival, San Bernardino, CA. Operating layouts, clubs and organizations. Food, entertainment and amusement rides. 1:00 p.m. to 10:00 p.m. Thurs-Fri, 11:00 a.m. to 10:00 p.m. Sat-Mon. Admission: \$3.00, Under 12 free. (909) 888-6788, www.NationalOrangeShow.com, Model Train Exhibit info: Mike Bentley (909) 553-9947, MBen100034@aol.com

JUNE

- 1 & 3** Slim Gauge Guild MRC Open House. Sunday 10 AM to 7 PM; Tuesday 6 PM to 10 PM. 300 S. Raymond Ave. (Basement), Pasadena CA 91105. Jeff Smith (626) 441-6272 or smith@pacbell.net home.pacbell.net/smith
- 8-8-8-8** The Big Train Show. Queen Mary, Long Beach, CA. www.bigtrainshow.com. Public Sat 1 - 6; Sun. 1 - 4.
- 7** Cajon Division's LAS VEGAS Model Railroader's Fun Day to be held at 6720 Mountridge Drive, Las Vegas, NV. 1:00 PM. Event: Clinics, Model Contest, Show n Tell, Operating Trains and special BBQ. Admission \$3 NMRA members, \$5 Non-NMRA member. Contact Jan Wescott: (702) 566-0856, wescvegas@lvcn.com, www.cajondiv.org
- 6, 7** Orange Empire Railway Museum Civil War Reenactments. 2201 South "A" St. Perris CA 17 miles south of Riverside on I-215. (909) 943-3020, www.oerm.mus.ca.us
- 14** San Diego Division Monthly Layout Meet. Noon TBA

JULY

- 12** San Diego Division Monthly Layout Meet. Noon TBA
- 12** Moon Amtrak, Laguna Niguel, CA See moonamtrak.org
- 13 to 19** "Maple Leaf 2003" NMRA 2003 National Convention. Toronto, Ontario, Canada. Hosted by Niagara Frontier Region. registrar@m12003.com General Information: www.m12003.com
- 26** "In the Heat" Swap Meet. 9 - 2 PM. North Phoenix Baptist Church, Family Life Center, 5757 N Central Ave. (Central & Bethany Home) \$5.00, children under 12 w/adult free. Handicap accessible. North Phoenix Baptist Church Senior Adults, David Jerry, P.O. Box 56205, Phoenix, AZ 85079 (602) 336-0973 or grmarcin@hotmail.com

AUGUST

- 9** San Diego Division SUMMER MEET & FAMILY PICNIC. Rohr Park, Chula Vista, CA 1100

SEPTEMBER



11 to 14 ARIZONA EXPRESS 2003 PSR Convention. Phoenix, AZ. Registrar Debbie Draper, 10837 N. 34th Place, Phoenix, AZ 85028-3310 zdraper@aol.com. See www.getnet.net/~dickg/nmra/psr/2003conv.html for registration form. Convention Hotel: Embassy Suites Phoenix-North —I 17 and Greenway. 2577 West Greenway Rd. Phoenix, AZ

20 San Diego Division Monthly Layout Meet. Noon TBA

20 Santa Susana Open House. 10 to 4. Simi Valley CA. For information contact Richard Parshall 805 526 0371; or oltwntrn@pacbell.net. Santa Susana Depot is located at Santa Susana Park (Katherine Rd. Near Kuehner Dr. adjacent to and South of the railroad tracks, about 1 mile South of Los Angeles St. in Simi Valley). If coming from the I-118 it is the first right on Kuehner after crossing the RR tracks. www.trainweb.org/ssmrc. HO layout N modules.

20 Santa Susana RR Historical Soc. Swap Meet. 7 - 11 AM in the Santa Susana Park Pavilion. Admission \$2.00. Sellers contact Richard Parshall 805 526 0371; or oltwntrn@pacbell.net.

OCTOBER

4 HEMET MEET. Bruce Hall at the United Methodist Church, 530 S. Buena Vista, Hemet, California. 9 A.M. Events: Clinics, White Elephant Auction, Layout Tour. Admission: Donation of White Elephant item or \$5. Contact Jan Wescott Phone: (702) 566-0856, wescvegas@lvcm.com for more info or visit www.cajondiv.org (July).

11 Pomona Valley Model Railroad Club (PVMRC). 8 -12 Swap Meet, 9- 4 Open house. 132 E. 1st Street, Pomona, CA. Club phone 909 865 7035. Garey and First SE corner. Lindsay Smith (909) 599-0182, windsays@adelphia.net, www.pvmrrc.org

11 San Diego Division Monthly Layout Meet. Noon TBA

NOVEMBER

1&2 LA Division TRAIN SHOW. 9 – 5 PM. Los Angeles County Arboretum, Arcadia, CA Admission to garden, for LA Parks, \$5 adults, \$3 for seniors and students 13 – 17, \$1 kids, free under 5.

8 San Diego Division FALL MEET. TBA

8&9 Cajon Division Model Railroad Month Celebration to be held at Barstow Ramada Inn, 1511 E. Main Street, Barstow, CA 92311. 9 AM. A weekend full of model railroading activities that will include Chinese Auction, Clinics and more. Contact Jan Wescott: (702) 566-0856, wescvegas@lvcm.com, www.cajondiv.org (Sept.)

Pasadena MRC Fall Show: Our 63rd Year: 5458 Alhambra Ave., Los Angeles CA. (323) 222-1718 Open House Donations: Adults \$3, Children \$1 (under 7 free when accompanied by an adult). Joe Behan joe@behan.com www.pmrrc.org/#openhouse

Saturday, Nov 8	1-5 PM and 7-10 PM
Sunday, Nov 9	1-5 PM
Tuesday, Nov 11	7:30 PM - 10 PM
Saturday, Nov 15	1-5 PM and 7-10 PM
Sun, Nov 16	1-5 PM

DECEMBER

13 CHRISTMAS TRAIN SHOW, Henderson Convention Center, 200 S. Water Street, Henderson, NV. 10 A.M - 4 P.M. Sponsored by the Cajon Division, PSR, NMRA and Silver State Division, Toy Train Operating Society. Event includes All Scales Operating Trains, Train Swap Meet Sellers and Arts/Crafts vendors. Open to the Public. Admission \$5 adults, \$2 youth (8 yrs. up) Contact Jan Wescott: (702) 566-0856, wescvegas@lvcm.com, www.cajondiv.org (Sept.)

2004

FEBRUARY

13 to 15 19th SN3 Symposium. Pasadena, CA. Slim Gauge Club sponsorship. Jeff Smith (626) 441-6272 or smith@pacbell.net home.pacbell.net/smith

28 - 29 The Model Train Expo. Sat. 10 – 5; Sun. 10 – 4:30 Adults \$8.00 Jr. under 11 free. Fairplex, Pomona, CA Bldg. #4. www.modeltrainexpo.com On Track Productions.

JUNE

3-4-5-6 The Big Train Show. Queen Mary, Long Beach, CA. www.bigtrainshow.com. Public Sat 1 – 6; Sun. 1 – 4.



JULY 4 to 11: “Puget Sound Express” NMRA 2004 National Convention. Seattle, WA.

Information and Registration:

Dave Kreidler, (425) 831-5131, rrnut@msn.com

General Information: www.nmra2004.org

SEPTEMBER

15 to 19 Pacific Southwest Regional Convention. Sponsored by LA Division. Glendale Hilton.



Membership Application

Pacific Southwest Region - National Model Railroad Association®



Date _____

Name _____

Address _____

City _____ State _____ ZIP _____

Telephone () _____ Occupation _____

Primary Scale _____ Date of Birth _____

New [] Renewal [] PSR # _____ NMRA # _____ Exp. Date _____

<u>Class of Membership</u>	<u>NMRA®</u>	<u>PSR **</u>	<u>BOTH</u>
Regular	\$45.00 []	\$7.00 []	\$52.00 []
Student (Under 20 Years)	\$30.00 []	\$2.00 []	\$32.00 []
Affiliate (No Bulletin or Local Publications)	\$23.00 []	\$4.00 []	\$27.00 []
Family	\$ 9.00 []	\$1.00 []	\$10.00 []

** YOU MUST BE A MEMBER OF THE NMRA® TO BE A PSR MEMBER.

Send this application and your check (made payable to "Pacific Southwest Region, NMRA") to: PSR - NMRA, Debbie Draper, 10837 N. 34th Place, Phoenix, AZ 85028-3310. For information on NMRA® or PSR Life or Affiliate Life Membership, contact Debbie at zdraper@aol.com or (602) 953-1681.

Referred By: **PSA DISPATCH**

PSR DISPATCH

Official Publication of the
Pacific Southwest Region
National Model Railroad Association®



POSTMASTER: Please send address changes to:
10837 N. 34th Place, Phoenix, AZ 85028-3310

PRSRT STD
U.S. POSTAGE
PAID
PERMIT NO. 1445
PHOENIX, AZ



Arizona Express 2003
September 11-14, 2003
Phoenix, Arizona



Presented by the Arizona Division - PSR - NMRA

Date: _____

Name(s): _____ **Phone:** (____) _____ - _____

Address: _____

City: _____ **State:** _____ **ZIP:** _____

E-mail: _____ **NMRA#** _____ **PSR#** _____ **Primary Scale:** _____

Please indicate how you want each First and Last Name to appear on your name badges:

Adult Rail **	_____	@ \$60.00	_____
Adult Non-Rail	_____	@ \$50.00	_____
Youth (6 - 20 years)	_____	@ \$40.00	_____
Single Day (Which? Th F S)	_____	@ \$25.00	_____
NMRA Membership - Full**	_____	@ \$45.00	_____
or Affiliate**	_____	@ \$23.00	_____
PSR Membership	_____	@ \$7.00	_____

Total Registration Fares:

**** You must be a NMRA member (Full or Affiliate) to attend. Non-Rails or Youths needn't be a member if accompanied by a NMRA Member.**

Payment Method: ☐ Cash ☐ Check / Money Order

☐ Visa ☐ MasterCard ☐ American Express ☐ Discover

CC No:

--	--	--	--

--	--	--	--

--	--	--	--

--	--	--	--

 Exp Date:

--	--

 /

--	--

Make checks or money orders (U.S. Funds Only) payable to: **Arizona Express 2003**

Send completed form and funds to:

Debbie Draper, PSR 2003 Convention Registrar

10837 N. 34th Place, Phoenix, AZ 85028-3310 E-mail: zdraper@aol.com

Credit card payment registrations can also be faxed to: **602-953-0751**

Cancellation Policy: Full refund, minus \$5.00 fee for each registrant, available when requested in writing by August 11, 2003 and confirmed back in writing. (E-mail accepted)

Convention Hotel

Embassy Suites Hotel Phoenix-North, 2577 W. Greenway Road, Phoenix, AZ 85023-4222

Reservations: 800-527-7715, Local: 602-375-1777, Fax: 602-993-5963, <http://www.embassysuites.com>

Specify: “Model Railroad Convention - PSR”

Hotel Information: Room Rates: \$85 per night (single or double); Spacious, Two-Room Suites; Evening Reception (5:30 to 7:30 PM including free full bar); Complimentary cooked-to-order Breakfast.